




Triangle Regional Transit Program
our transit future

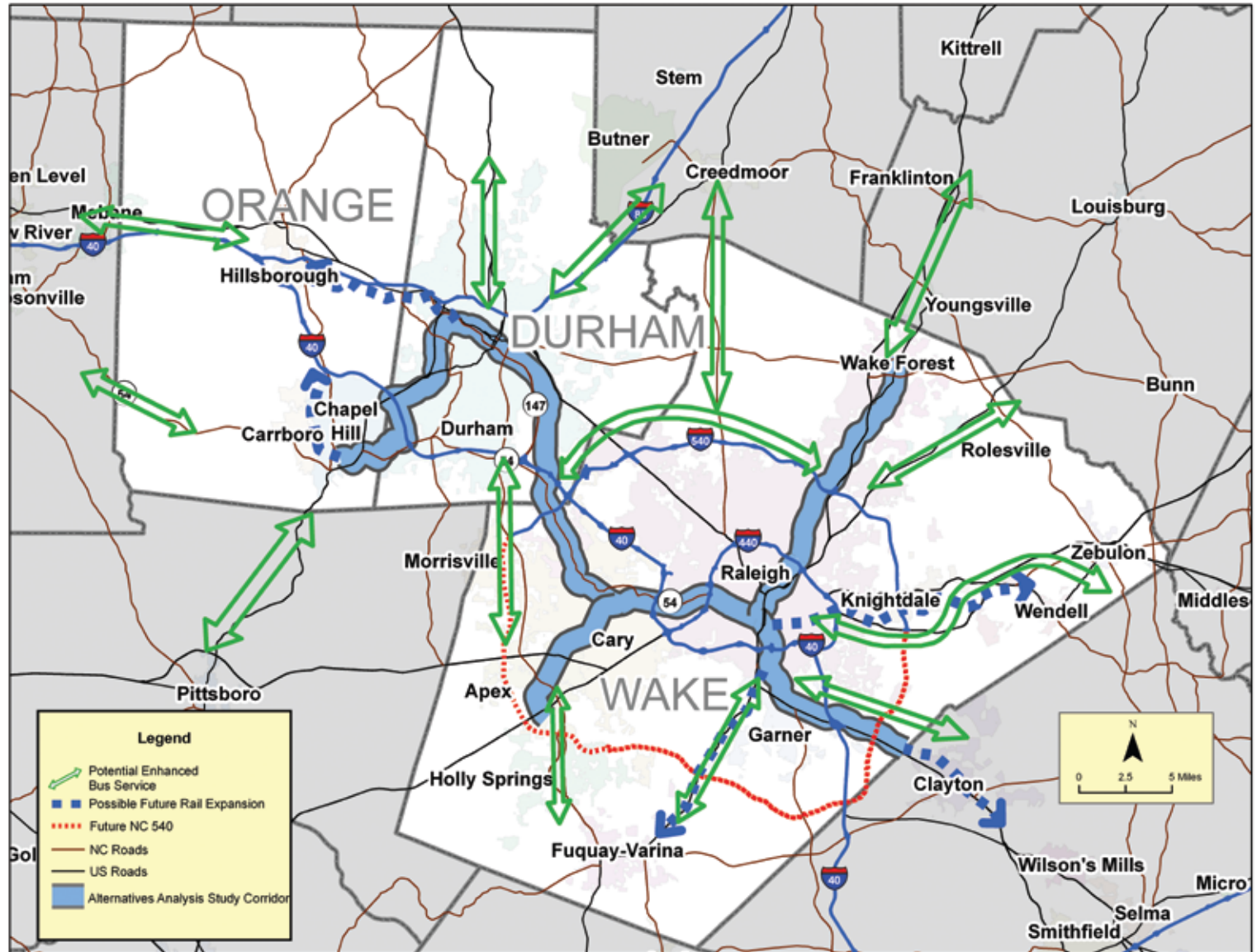



Our Transit Future

Transit Vision



Research Triangle Regional Transit Program





Triangle Regional Transit Program

Transit Benefits

- *Provides travel options*
- *Can reduce travel time and delays*
- *Enhances travel reliability*
- *Creates regional connectivity*
- *Can create jobs and improve access to employment centers*
- *Saves money by lowering out-of-pocket expenses*
- *Increases the region's economic competitiveness*
- *Reduces the dependence on fossil fuels*
- *Reduces growth of future traffic congestion*
- *Conserves energy*
- *Reduces air pollution emissions*
- *Promotes livable, sustainable communities*

Source: American Public Transportation Association





Triangle Regional Transit Program

Transit Quick Facts

- **The average household spends 18¢ of every dollar on transportation; 94% goes to buying, maintaining, and operating cars.**
- **Households near public transit drive an average of 4,400 fewer miles than households with no access, equating to an individual household reduction of 223 gallons/year.**
- **For every \$1 invested in transit, \$4 are generated in economic returns.**
- **From 1995-2009, public transportation ridership increased by 31%, compared to just 21% growth in the use of the nation's highways.**

Source: Sperling's Best Places to Live

- **Gallons of fuel wasted each year due to congestion**
+ USA 2.8 Billion + Triangle 12.7 Million
- **Hours wasted due to congestion**
+ USA 4.2 Billion + Triangle 19.6 Million
- **Annual cost of congestion**
+ USA \$87.2 Billion or \$760 per traveler
+ Triangle \$421 Million or \$733 per traveler
- **Individuals who use transit can save on average \$9,137 annually**
(based on 2009 national average gas prices and unreserved monthly parking rates)

Source: Texas Transportation Institute Mobility Report 2009





Triangle Regional Transit Program
our transit future



Comments

